



2020 ALABAMA AIRPORT ECONOMIC IMPACT STUDY

FACTSHEET

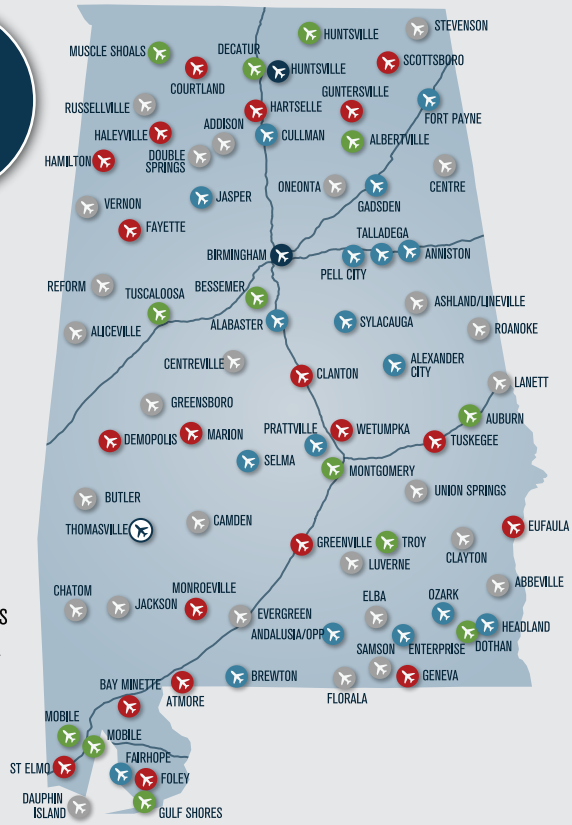
TOTAL ANNUAL STATEWIDE ECONOMIC IMPACTS FOR ALL ALABAMA AIRPORTS

The Alabama Department of Transportation's Aeronautics Bureau completed a comprehensive study of the annual economic impacts generated by Alabama's public use airports. These annual economic impacts are produced by activities associated with the management of airports, business/government tenants at airports, average annual capital investments in airports, and the spending by visitors who arrive at airports on general aviation aircraft and commercial airline flights.

Economic impacts reported here reflect pre-COVID airport activity

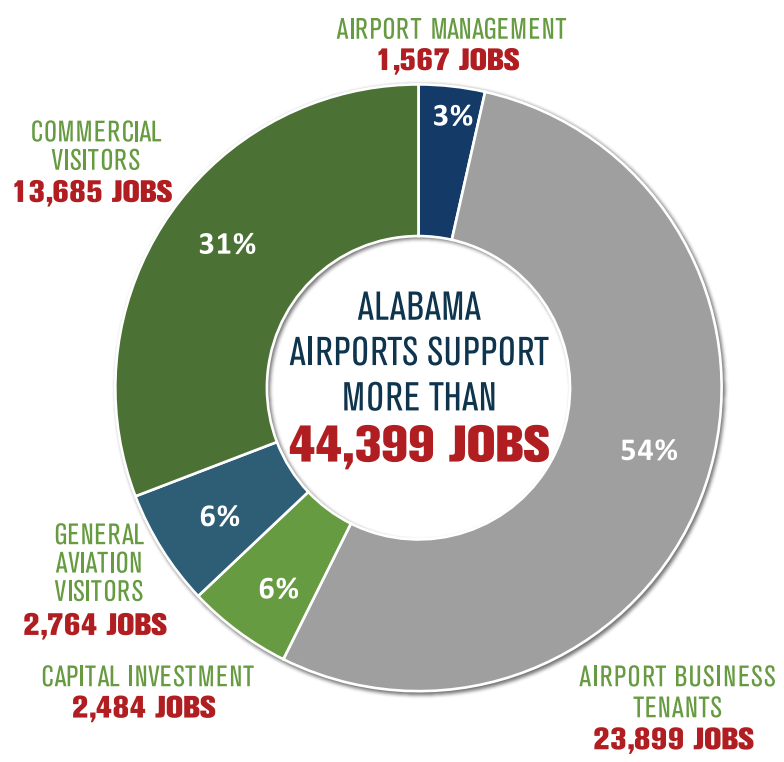
ALABAMA AIRPORT SYSTEM

- AIRPORT ROLES**
- INTERNATIONAL
 - NATIONAL
 - REGIONAL
 - COMMUNITY
 - LOCAL
 - FUTURE



- 44,399** STATEWIDE EMPLOYMENT
- \$1.9 B** STATEWIDE PAYROLL
- \$3.1 B** STATEWIDE SPENDING
- \$4.9 B** STATEWIDE ANNUAL ECONOMIC ACTIVITY
- \$267.6 M** STATEWIDE TAX REVENUE

TOTAL EMPLOYMENT BY CATEGORY



- ON-AIRPORT JOBS ARE GOOD PAYING JOBS (\$65,000 AVERAGE YEARLY SALARY)**
- AVIATION ENHANCES THE PRODUCTIVITY OF AN ADDITIONAL 40,600 ALABAMA JOBS**
- 1.7 MILLION VISITORS ARRIVE IN ALABAMA BY AIR, GENERATING 16,500 JOBS**
- GENERAL AVIATION AIRPORTS MAKE UP 44% OF TOTAL ANNUAL ECONOMIC ACTIVITY**



FOR MORE INFORMATION ON THE AIRPORT ECONOMIC IMPACT STUDY, VISIT WWW.ALDOT-AIRPORT-STUDY.COM





2020 ALABAMA AIRPORT ECONOMIC IMPACT STUDY

FACTSHEET

ALABAMA AIRPORTS PROVIDE FAR REACHING CONNECTIVITY

Alabama airports provide critical connectivity for the state's economy and serve as important catalysts for attracting and retaining economic development. Beyond the day-to-day operations of Alabama's commercial service and general aviation airports that result in billions of dollars in economic impact for the state, our airports also support hundreds of local non-aviation businesses. These companies often have employees that travel on general aviation and commercial aircraft to conduct business. Aviation enables these Alabama-based businesses to expand their market areas and prosper by facilitating easy access for customers and suppliers.

Throughout the year, commercial and general aviation flights using Alabama airports connect our businesses and residents to hundreds of domestic and international markets. These flights are commerce in action, and Alabama airports are a key contributor to the state economy.



MARKETS SERVED BY ALABAMA AIRPORTS

84

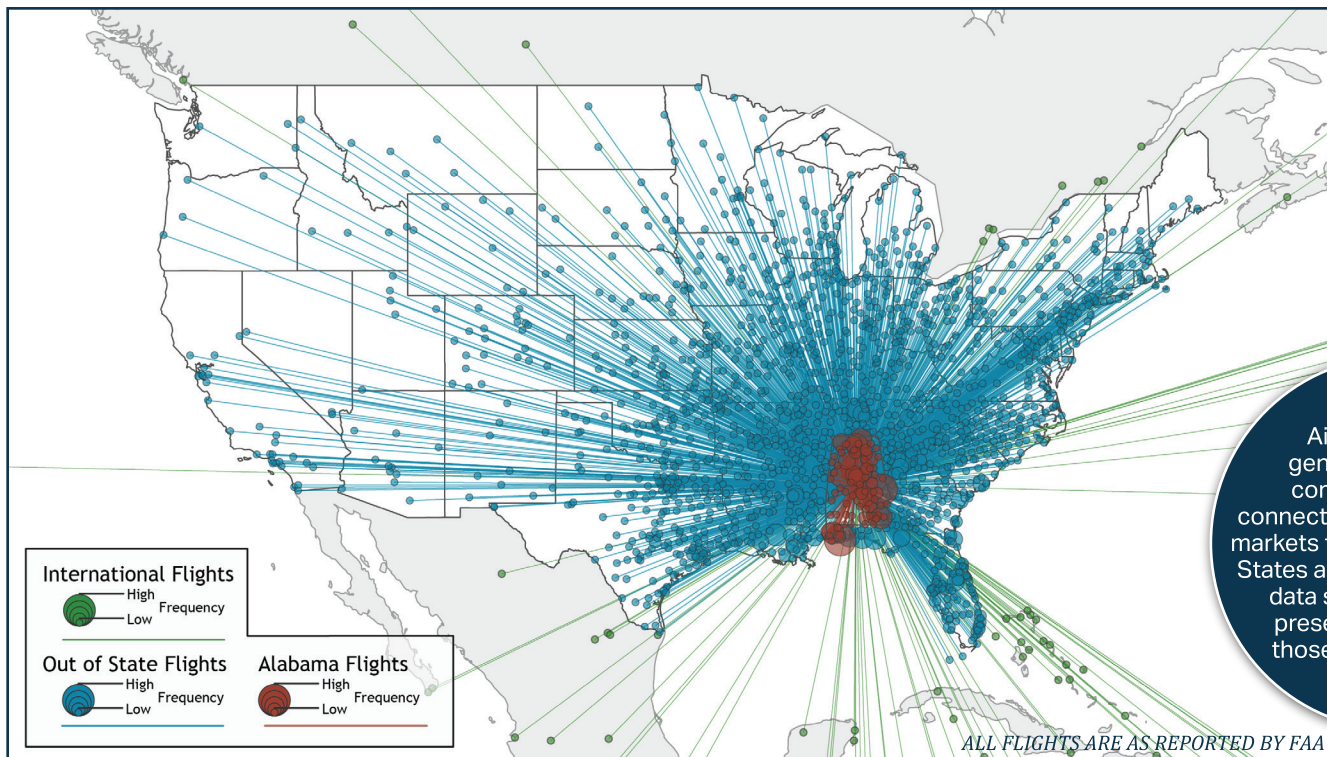
PERCENT OF ALL RECORDED ALABAMA FLIGHTS ARE OUT OF STATE

2,065

UNIQUE MARKETS SERVED BY GENERAL AVIATION FLIGHTS TO/FROM ALABAMA

67

PERCENT OF ALL ALABAMA FLIGHTS ATTRIBUTED TO GENERAL AVIATION



TOP MARKET STATES FOR ALABAMA

1. Georgia
2. Florida
3. Texas
4. Tennessee
5. North Carolina

Alabama's Airports support general aviation and commercial service connectivity to a vast array of markets throughout the United States and beyond. FAA flight data shown on this map presents a sampling of those markets reached every year.

ALL FLIGHTS ARE AS REPORTED BY FAA

TAX IMPACTS

ALABAMA AIRPORTS CONTRIBUTE **\$267.6 MILLION** ANNUALLY TO STATE & LOCAL TAX REVENUES

	INCOME TAX	SALES TAX	COMBINED
COMMERCIAL SERVICE AIRPORTS	\$29.2 MILLION	\$125.7 MILLION	\$154.9 MILLION
GENERAL AVIATION AIRPORTS	\$19.9 MILLION	\$92.7 MILLION	\$112.7 MILLION



FOR MORE INFORMATION ON THE AIRPORT ECONOMIC IMPACT STUDY, VISIT WWW.ALDOT-AIRPORT-STUDY.COM

